





QC report

Top scoring motifs for Assay 13965

Protein ID: pTH14353.2 Gene: THAP7.DBD Domain: THAP Flag: Reject Array: 1M-HK

8 mer E-scores for probeset 'all'			8 mer Z-scores for probeset 'all'		
Forward:		Reverse:	Forward:		Reverse:
					
Top 10	Scores	Alignment	Top 10	Scores	Alignment
TAAATTAA	0.42582	-----TAAATTAA	ATGTATCA	6.04897	TGATACAT---
AATAAATT	0.37896	----AATAAATT--	AGTATGAT	6.00336	-AGTATGAT--
AGTATGAT	0.37557	----AGTATGAT--	AATAAATT	5.80059	-AATAAATT--
AAATTTAT	0.37557	----ATAAATTT--	TAAATTAA	5.32405	---TAAATTAA
TATTACAA	0.37346	TTGTAATA-----	ATAATTC	5.22201	--ATAATTC-
ATGTATCA	0.37175	---TGATACAT---	AATATATT	5.16961	-AATATATT--
CTATTATC	0.37162	----GATAATAG--	ATATAGTG	5.03680	--ATATAGTG-
ACTGTTCT	0.37022	----AGAACAGT--	AGTAATCA	4.77317	TGATTACT---
TATTTGCA	0.35926	----TGCAAATA--	ATTGTTAC	4.65989	GTAACAAT---
GTATGATA	0.35725	----GTATGATA-	GTAAATCA	4.57536	--GTAAATCA-