





## QC report

Top scoring motifs for Assay 13968

Protein ID: pTH14356.2 Gene: THAP9.DBD Domain: THAP Flag: Reject Array: 1M-HK

8 mer E-scores for probeset 'all'			8 mer Z-scores for probeset 'all'		
Forward:		Reverse:	Forward:		Reverse:
					
Top 10	Scores	Alignment	Top 10	Scores	Alignment
AATAAATT	0.43026	---AATAAATT	AATAAATT	7.54049	--AATAAATT-
GATATGTA	0.41756	---GATATGTA	AATATATT	7.22307	--AATATATT-
AAATAAAT	0.41523	--AAATAAAT-	AAATTTAT	6.46533	---ATAAATTT
TAAATTAA	0.40726	-TTAATTTA--	ATCATAAA	6.45751	ATCATAAA---
AATATATT	0.40401	---AATATATT	CTATTATC	6.23771	--GATAATAG-
ATACATTA	0.40266	--TAATGTAT-	AAATAAAT	6.22141	-AAATAAAT--
CTATTATC	0.40139	GATAATAG---	TATAACGA	6.09796	--TATAACGA-
TATTACAA	0.40090	--TATTACAA-	ATATATTC	5.92045	---ATATATTC
TAATATAA	0.40086	--TAATATAA-	ACTATAAT	5.87225	--ACTATAAT-
AAAAATAA	0.40022	--AAAAATAA-	CTCTTATA	5.84027	--TATAAGAG-