





QC report

Top scoring motifs for Assay 13340

Protein ID: pTH14310.1 Gene: NME2 Domain: Unknown Flag: Reject Array: 1M-ME

8 mer E-scores for probeset 'all'			8 mer Z-scores for probeset 'all'		
Forward:		Reverse:	Forward:		Reverse:
					
Top 10	Scores	Alignment	Top 10	Scores	Alignment
ATATTATA	0.42938	- -TATAATAT	ATATTATA	3.67187	- -TATAATAT
ATATAATA	0.42013	-ATATAATA-	TACCAAAA	3.60270	- -TACCAAAA
ATGTATAA	0.41823	-ATGTATAA-	AACATGTT	3.57047	AACATGTT - -
ACATACAA	0.40958	-ACATACAA-	ATGTATAA	3.51403	-ATGTATAA-
ATAATATA	0.40940	- -TATATTAT	ACATACAA	3.50710	-ACATACAA-
ATTATATA	0.40773	TATATAAT - -	ATTATATA	3.49857	TATATAAT - -
GTATAATA	0.40468	-GTATAATA-	AATTATAT	3.37915	-ATATAATT-
ATATACAG	0.40068	-ATATACAG-	ATATAATA	3.35623	-ATATAATA-
ATTATTTA	0.40021	TAAATAAT - -	TATTTTAA	3.33902	-TTAAAATA-
ATTTACTA	0.39627	-ATTTACTA-	ATTTGTAC	3.28732	-GTACAAAT-