





QC report

Top scoring motifs for Assay 13341

Protein ID: pTH14329.1 Gene: SNAPC5 Domain: Unknown Flag: Reject Array: 1M-ME

8 mer E-scores for probeset 'all'			8 mer Z-scores for probeset 'all'		
Forward:		Reverse:	Forward:		Reverse:
					
Top 10	Scores	Alignment	Top 10	Scores	Alignment
ATGTACAT	0.42702	-ATGTACAT----	ATAACGAA	4.09724	--TTCGTTAT--
TGTATACA	0.42657	TGTATACA-----	ATATATTA	4.05787	-ATATATTA---
TTGTACAA	0.42592	-TTGTACAA-----	TATATTAA	4.01998	--TATATTAA--
ATACAACA	0.42578	---ATACAACA---	ATGTTAAC	3.97404	---ATGTTAAC-
ACATATGT	0.41931	---ACATATGT---	AACCAACA	3.96743	----TGTTGGTT
AGCAATTG	0.41733	-----CAATTGCT	AGCAATTG	3.96035	-AGCAATTG---
AACGAAAT	0.41177	----AACGAAAT--	ACATATGT	3.83058	-ACATATGT---
ATACACAT	0.40914	---ATACACAT---	AACATACA	3.81061	TGTATGTT---
AACCAACA	0.40775	---AACCAACA---	AACGAAAT	3.79809	-ATTTCGTT---
ACAACAAT	0.40600	----ACAACAAT-	AACATGTT	3.78963	AACATGTT----