





## QC report

Top scoring motifs for Assay 13599

Protein ID: pTH14296.1 Gene: CSRN3P3.DBD Domain: Unknown Flag: Reject Array: 1M-ME

8 mer E-scores for probeset 'all'			8 mer Z-scores for probeset 'all'		
Forward:		Reverse:	Forward:		Reverse:
					
Top 10	Scores	Alignment	Top 10	Scores	Alignment
GTGCGCAC	0.41850	--GTGCGCAC---	GTGCGCAC	5.45065	--GTGCGCAC---
ACGAATTC	0.39682	----ACGAATTC--	CGAATTCG	4.38488	----CGAATTCG--
ATCGATGC	0.38769	--GCATCGAT---	CATATATG	4.13567	-CATATATG----
TCGCGCGA	0.38703	TCGCGCGA----	ACACGAAT	4.07062	ACACGAAT----
CTTGCAAG	0.38690	---CTTGCAAG--	TCGCGCGA	4.05496	-TCGCGCGA---
CGAATTCG	0.38483	-----CGAATTCG	ATTATAAT	3.96282	--ATTATAAT--
AACATGTT	0.38136	-AACATGTT----	ATCGATGC	3.95211	GCATCGAT----
ACACGAAT	0.37996	--ACACGAAT---	ATCGATAC	3.93818	--ATCGATAC--
ATTATAAT	0.37742	--ATTATAAT---	CATCGATA	3.93818	-CATCGATA---
CAGACAAC	0.36400	-CAGACAAC----	CTTATACA	3.84526	---TGTATAAG-