
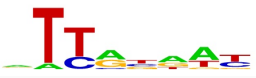




QC report

Top scoring motifs for Assay 13615

Protein ID: pTH14296.2 Gene: CSRN3.DBD Domain: Unknown Flag: Reject Array: 1M-HK

8 mer E-scores for probeset 'all'			8 mer Z-scores for probeset 'all'		
Forward:		Reverse:	Forward:		Reverse:
					
Top 10	Scores	Alignment	Top 10	Scores	Alignment
AATGCATT	0.42709	AATGCATT -	GTTGCAAC	5.60538	GTTGCAAC
GTCATGAC	0.42440	GTCATGAC -	AATGCATT	5.12294	AATGCATT
GTTGCAAC	0.41960	GTTGCAAC -	ATTATAAT	5.03972	ATTATAAT
ACACTGAT	0.38958	ACACTGAT -	GTTATAAC	4.98152	GTTATAAC
GTTATAAC	0.38819	GTTATAAC -	AATTTAAA	4.71089	AATTTAAA
ATTATAAT	0.38688	ATTATAAT -	AACACAAT	4.37402	AACACAAT
TTCGAAAA	0.38670	- TTCGAAAA	CTCGCGAG	4.35819	CTCGCGAG
CTCGCGAG	0.37613	CTCGCGAG -	CGCGCGCG	4.33590	CGCGCGCG
AACTAATT	0.37060	- AACTAATT	ACACTGAT	4.26131	ACACTGAT
AACACAAT	0.37020	AACACAAT -	GTCATGAC	4.24617	GTCATGAC