





QC report

Top scoring motifs for Assay 13634

Protein ID: pTH14256.1 Gene: HSFX2.FL Domain: HSF_DNA-bind Flag: Reject Array: 1M-ME

8 mer E-scores for probeset 'all'			8 mer Z-scores for probeset 'all'		
Forward:		Reverse:	Forward:		Reverse:
					
Top 10	Scores	Alignment	Top 10	Scores	Alignment
ACGTCGCC	0.35691	-----ACGTCGCC-----	ACGTCGCC	5.09668	GGCGACGT----
AAAAGTTG	0.34388	---AAAAGTTG-----	ACATTTCT	5.04421	----AGAAATGT
GGTTAACC	0.33917	-----GGTTAACC	ACATACCG	4.59211	----ACATACCG
AAGTGGTG	0.33190	----AAGTGGTG----	CAGAATCA	4.42719	-CAGAATCA---
GAAATTTC	0.32923	---GAAATTTC-----	CCAACAAA	4.27248	-CCAACAAA---
TCTCGGAA	0.32864	-----TCTCGGAA----	CTGCTAAC	4.14387	--CTGCTAAC--
AACTCGGT	0.32663	----AACTCGGT----	AAAAGTTG	4.13298	--CAACTTTT--
CAGAATCA	0.32456	----TGATTCTG-----	AACGAATT	4.11830	---AACGAATT-
CTGCTAAC	0.32433	CTGCTAAC-----	ACCAAGCA	4.07521	ACCAAGCA----
ACGTGTTG	0.32273	----CAACACGT-----	CGATCGAC	4.04347	-CGATCGAC---