





## QC report

Top scoring motifs for Assay 13670

Protein ID: pTH14285.1 Gene: BRF2.FL Domain: Unknown Flag: Reject Array: 1M-ME

8 mer E-scores for probeset 'all'			8 mer Z-scores for probeset 'all'		
Forward:		Reverse:	Forward:		Reverse:
					
Top 10	Scores	Alignment	Top 10	Scores	Alignment
GTACTTTA	0.37613	---TAAAGTAC-	ATAATGCA	5.00423	---TGCATTAT--
ATAATGCA	0.37061	--ATAATGCA--	TTGCGCAA	4.78594	--TTGCGCAA---
CTCTAATC	0.36884	CTCTAATC----	ATTACTA	4.61988	-----ATTACTA
TGTGCACA	0.36364	----TGTGCACA	CTCTAATC	4.46824	-----CTCTAATC
AGCGCAAA	0.36172	----AGCGCAAA	GTACTTTA	4.44802	--GTACTTTA---
CAATTGCG	0.36046	--CAATTGCG--	CTTTACGC	4.43845	-----CTTTACGC
TTGCGCAA	0.35918	---TTGCGCAA-	TAGTACTA	4.43845	TAGTACTA-----
TAACGAAA	0.35772	---TAACGAAA-	ATGCGCTA	4.36552	--ATGCGCTA---
ATTTACTA	0.35512	---TAGTAAAT-	TTACGTAA	4.34753	--TTACGTAA---
TACTTTAA	0.35469	--TTAAAGTA--	ATACATAG	4.19279	--ATACATAG---