





QC report

Top scoring motifs for Assay 13688

Protein ID: pTH14291.2 Gene: CHCHD3.FL Domain: Unknown Flag: Reject Array: 1M-HK

8 mer E-scores for probeset 'all'			8 mer Z-scores for probeset 'all'		
Forward:		Reverse:	Forward:		Reverse:
					
Top 10	Scores	Alignment	Top 10	Scores	Alignment
ATTATAAT	0.41948	----ATTATAAT--	ATTCACAG	7.17131	ATTCACAG---
TACTAGTA	0.40817	-----TACTAGTA	AATGCATT	6.76534	---AATGCATT
GTCATGAC	0.40423	----GTCATGAC--	TTGGCCAA	6.30318	--TTGGCCAA-
CGTTTCAA	0.40040	---CGTTTCAA---	ATTATAAT	6.26139	---ATTATAAT
ATTCACAG	0.39404	-----ATTCACAG-	GTCATGAC	5.84630	---GTCATGAC
GTTATAAC	0.38436	----GTTATAAC--	TACTAGTA	5.76045	--TACTAGTA-
CATCGATG	0.38136	----CATCGATG-	ATCTAGAT	5.58470	---ATCTAGAT
TCTCGAGA	0.37734	----TCTCGAGA-	TAACGTAA	5.53499	--TAACGTAA-
TAACGTAA	0.37685	TTACGTAA-----	ATATCACA	5.50493	-ATATCACA--
TTGGCCAA	0.37306	---TTGGCCAA---	CTAACGTA	5.40074	-CTAACGTA--