





## QC report

Top scoring motifs for Assay 13697

Protein ID: pTH13941.1 Gene: POGK.DBD Domain: BrkDBD Flag: Reject Array: 1M-ME

8 mer E-scores for probeset 'all'			8 mer Z-scores for probeset 'all'		
Forward:		Reverse:	Forward:		Reverse:
					
Top 10	Scores	Alignment	Top 10	Scores	Alignment
AACATGTT	0.39915	AACATGTT---	AACATGTT	7.17609	AACATGTT-----
AATTCGAA	0.38304	-AATTCGAA--	TATTGTCA	5.88228	--TATTGTCA----
GTTTAAAC	0.38049	---GTTTAAAC	GTTTAAAC	5.58638	---GTTTAAAC---
ATATTTAA	0.38034	-ATATTTAA--	TACATGTA	5.35060	TACATGTA-----
ACAACAT	0.38010	-ATAGTTGT--	ATGTACAT	5.11996	---ATGTACAT---
TACATGTA	0.36595	TACATGTA---	CATGTACA	5.10987	--CATGTACA----
GTGTAACA	0.36574	---GTGTAACA	AATCAGTA	4.95065	-----TACTGATT
GCGAACA	0.36176	--TGTTGCGC-	ACAAACAT	4.93770	---ACAAACAT---
ATCGATAC	0.36120	-ATCGATAC--	AATTCGAA	4.88442	--AATTCGAA----
CAACATA	0.36097	TATGTTTG---	CTACAACA	4.79845	-TGTTGTAG-----