





QC report

Top scoring motifs for Assay 13730

Protein ID: pTH14316.1 Gene: PLSCR1.FL Domain: Unknown Flag: Reject Array: 1M-ME

8 mer E-scores for probeset 'all'			8 mer Z-scores for probeset 'all'		
Forward:		Reverse:	Forward:		Reverse:
					
Top 10	Scores	Alignment	Top 10	Scores	Alignment
GTACTATA	0.39465	--TATAGTAC---	TGTATACA	6.94656	TGTATACA-----
TGTATACA	0.39144	TGTATACA-----	ATGCAGTA	5.60672	----TACTGCAT--
TACTATAA	0.38964	----TACTATAA--	ATACAACA	5.43740	---ATACAACA---
ATACAACA	0.37209	---ATACAACA---	AAAACATA	5.12483	-----AAAACATA-
ATGTTGTA	0.36844	----TACAACAT-	ATTACGTA	5.11581	----TACGTAAT--
AAAACATA	0.36798	-----AAAACATA	ACAACAAT	4.83195	-----ACAACAAT-
ATGCAGTA	0.36665	----TACTGCAT-	AACGTTGT	4.69864	-----ACAACGTT-
CTACAACA	0.36002	---CTACAACA---	AGACGTCT	4.67079	---AGACGTCT---
ACTGTTAT	0.35768	-----ATAACAGT	CAACGTTG	4.56800	-----CAACGTTG
TATACAAA	0.35706	--TATACAAA---	TGTTGCAA	4.55032	---TTGCAACA---