





QC report

Top scoring motifs for Assay 13752

Protein ID: pTH14325.2 Gene: SAFB2.DBD Domain: Unknown Flag: Reject Array: 1M-HK

8 mer E-scores for probeset 'all'			8 mer Z-scores for probeset 'all'		
Forward:		Reverse:	Forward:		Reverse:
					
Top 10	Scores	Alignment	Top 10	Scores	Alignment
CACGTGCA	0.42248	-CACGTGCA----	CACGTGCA	5.82399	-CACGTGCA----
GCACGTGC	0.40528	GCACGTGC-----	ACGTGCAC	4.95195	--ACGTGCAC---
GCATGCGA	0.39097	TCGCATGC-----	GCATGCGA	4.77044	TCGCATGC-----
CGAAATCG	0.38371	-CGATTTTCG----	GTCGCACA	4.67911	---TGTGCGAC--
AGAATGCA	0.37561	-----TGCATTCT	GCACGTGC	4.63323	GCACGTGC-----
GCATTTTA	0.37010	TAAATGC-----	CGTGACACG	4.46978	---CGTGACACG--
CATGTGCA	0.36982	-CATGTGCA----	CACGTGCG	4.45534	-CACGTGCG-----
ACGTGCAC	0.36777	--ACGTGCAC---	AGAATGCA	4.39587	-----TGCATTCT
ACACATGA	0.36467	ACACATGA-----	AGCACGTG	4.30589	-CACGTGCT-----
CTGCATGC	0.36300	--GCATGCAG---	CGAAATCG	4.27703	-CGATTTTCG----