





QC report

Top scoring motifs for Assay 13764

Protein ID: pTH14266.1 Gene: MBD1.DBD Domain: MBD Flag: Reject Array: 1M-ME

8 mer E-scores for probeset 'all'			8 mer Z-scores for probeset 'all'		
Forward:		Reverse:	Forward:		Reverse:
					
Top 10	Scores	Alignment	Top 10	Scores	Alignment
AAACACAC	0.40018	AAACACAC-	CCAACACA	7.02005	--CCAACACA-
ACCAATAC	0.37946	ACCAATAC-	CGCGCACA	6.54832	--CGCGCACA-
ACACACAC	0.37677	ACACACAC-	AACGCGTT	6.19676	AACGCGTT--
CCAACACA	0.35536	-CCAACACA	CGTTTTAA	5.96930	--CGTTTTAA-
ACTCATCC	0.33953	ACTCATCC-	TGCGCGAA	5.76196	TTGCGGCA--
CACCAATA	0.33576	-CACCAATA	CTTTACAC	5.55739	---GTGTAAAG
CGCGCACA	0.33264	-CGCGCACA	ATCGATCA	5.21126	--ATCGATCA-
ACGACAAC	0.32318	ACGACAAC-	TAACGAAA	5.20700	-TAACGAAA--
CGCAACAC	0.32291	CGCAACAC-	CGCGCGCG	5.14420	--CGCGCGCG-
GTGGGTGA	0.32119	TCACCCAC-	AAACACAC	5.13303	---AAACACAC