





## QC report

Top scoring motifs for Assay 13773

Protein ID: pTH14331.2 Gene: TET2.DBDwLinker Domain: Unknown Flag: Reject Array: 1M-HK

8 mer E-scores for probeset 'all'			8 mer Z-scores for probeset 'all'		
Forward:		Reverse:	Forward:		Reverse:
					
Top 10	Scores	Alignment	Top 10	Scores	Alignment
GTGTACAC	0.43541	GTGTACAC--	GTGTACAC	4.25079	-GTGTACAC---
GTTGCAAC	0.42899	GTTGCAAC--	TCTTAAGA	3.96568	--TCTTAAGA--
GTTATAAC	0.41906	GTTATAAC--	GTTATAAC	3.65219	-GTTATAAC---
TCTTAAGA	0.41194	-TCTTAAGA-	CTTGCAAG	3.53138	-CTTGCAAG---
GTAATTAC	0.40182	GTAATTAC--	ACTATAGT	3.45012	-ACTATAGT---
GATGCATC	0.39213	GATGCATC--	ATAATGTA	3.41878	----ATAATGTA
ATTATAAT	0.38894	ATTATAAT--	AACAACAA	3.37541	--AACAACAA--
ATGCATCA	0.38871	-ATGCATCA-	TGTTAACA	3.31669	--TGTTAACA--
TACTAGTA	0.38632	--TACTAGTA	AGTTATAA	3.28475	AGTTATAA----
TCTCGAGA	0.38325	-TCTCGAGA-	TCTCGAGA	3.28208	-TCTCGAGA---