





QC report

Top scoring motifs for Assay 13774

Protein ID: pTH14332.2 Gene: THYN1.FL Domain: Unknown Flag: Reject Array: 1M-HK

8 mer E-scores for probeset 'all'			8 mer Z-scores for probeset 'all'		
Forward:		Reverse:	Forward:		Reverse:
					
Top 10	Scores	Alignment	Top 10	Scores	Alignment
GTGTACAC	0.41270	-GTGTACAC--	TCAGCTGA	5.38236	----TCAGCTGA--
GTTGCAAC	0.39168	-GTTGCAAC--	TCGCGCGA	5.35334	----TCGCGCGA--
TGAATTCA	0.39082	--TGAATTCA-	GTGTACAC	5.17519	GTGTACAC-----
GATGCATC	0.38906	-GATGCATC--	ATTTAAAT	5.16509	-----ATTTAAAT
GTTATAAC	0.38745	-GTTATAAC--	TATTATAA	5.11529	-----TTATAATA
TATTATAA	0.38718	TATTATAA---	TGAATTCA	4.92845	----TGAATTCA--
GCATATGC	0.38635	--GCATATGC-	ATGTTTCA	4.91490	--TGAAACAT----
TATAACGA	0.38358	---TATAACGA	AAGCGCTT	4.79818	--AAGCGCTT----
AAGCGCTT	0.38243	---AAGCGCTT	AAGTACTT	4.77145	-----AAGTACTT
TCGCGCGA	0.37750	---TCGCGCGA	ACACATAA	4.71497	----ACACATAA--