





QC report

Top scoring motifs for Assay 13776

Protein ID: pTH14336.2 Gene: SP100.DBD Domain: SAND Flag: Unsure Array: 1M-HK

8 mer E-scores for probeset 'all'			8 mer Z-scores for probeset 'all'		
Forward:		Reverse:	Forward:		Reverse:
					
Top 10	Scores	Alignment	Top 10	Scores	Alignment
GAAATTGA	0.45651	TCAATTC-----	GAAATTC	8.95431	GAAATTC----
TGTTAACA	0.43254	---TGTTAACA--	GAAATTGA	8.49814	TCAATTC----
AATTTAC	0.42730	--AATTTAC---	CGCGCGCG	8.38510	---CGCGCGCG-
CAATTCG	0.42577	-CAATTCG----	TGTTAACA	7.94311	--TGTTAACA-
TACACACA	0.41949	-----TACACACA	TCGCGCGA	7.58874	----TCGCGCGA
TCGCGCGA	0.41704	----TCGCGCGA-	GTGTACAC	7.33981	--GTGTACAC--
GAAATTC	0.41496	GAAATTC-----	AATTTAC	7.16643	--AATTTAC--
ACGTGAAA	0.41484	---TTTCACGT-	ATGTTAAC	6.87539	--ATGTTAAC--
ATTTACA	0.41436	---ATTTACA--	ACAATTGA	6.59453	TCAATTGT----
ATGTTAAC	0.40692	--ATGTTAAC---	ACGTGAAA	6.51317	----TTTCACGT