





QC report

Top scoring motifs for Assay 13777

Protein ID: pTH14337.2 Gene: SP110.DBD Domain: SAND Flag: Reject Array: 1M-HK

| 8 mer E-scores for probeset 'all' | | | 8 mer Z-scores for probeset 'all' | | |
|---|---------|---|---|---------|---|
| Forward: | | Reverse: | Forward: | | Reverse: |
|  | |  |  | |  |
| Top 10 | Scores | Alignment | Top 10 | Scores | Alignment |
| AAGCGCTT | 0.42551 | ----AAGCGCTT | CGCGCGCG | 7.04397 | -CGCGCGCG--- |
| CGATATCG | 0.42280 | -CGATATCG--- | GTGTACAC | 6.23562 | --GTGTACAC-- |
| GTGTACAC | 0.42166 | -GTGTACAC--- | AAGCGCTT | 5.91757 | ----AAGCGCTT |
| TGTTAACA | 0.41750 | -TGTTAACA--- | TCGCGCGA | 5.62867 | -TCGCGCGA--- |
| TCGCGCGA | 0.41626 | ----TCGCGCGA | TGTTAACA | 5.60396 | -TGTTAACA--- |
| CAATTCG | 0.40526 | -CAATTCG--- | ATGTTAAC | 5.47029 | ATGTTAAC---- |
| GAAATTTC | 0.40476 | --GAAATTTC-- | GAAATTTC | 5.35830 | --GAAATTTC-- |
| GAAATTGA | 0.40282 | --GAAATTGA-- | GTAATTAC | 5.33966 | --GTAATTAC-- |
| ATGTTAAC | 0.40146 | ATGTTAAC---- | TACACACA | 4.96021 | -TACACACA--- |
| CGCGCGCG | 0.40126 | -CGCGCGCG--- | TGTCACAA | 4.94347 | -TGTCACAA--- |