





QC report

Top scoring motifs for Assay 13778

Protein ID: pTH14338.2 Gene: SP140.DBD Domain: SAND Flag: Passed Array: 1M-HK

8 mer E-scores for probeset 'all'			8 mer Z-scores for probeset 'all'		
Forward:		Reverse:	Forward:		Reverse:
					
Top 10	Scores	Alignment	Top 10	Scores	Alignment
TCGCGCGA	0.47206	TCGCGCGA---	TCGCGCGA	4.68468	-TCGCGCGA--
CGCGCGCG	0.44200	-CGCGCGCG--	CGCGCGCG	4.29367	CGCGCGCG---
AATTTAAA	0.42631	---TTTAAATT	AATTTAAA	3.86296	AATTTAAA---
TACGCGTA	0.42131	-TACGCGTA--	GTACGTAC	3.74285	-GTACGTAC--
TACGAAAA	0.41833	-TACGAAAA--	TACGCGTA	3.67866	TACGCGTA---
CGCGCGAA	0.41145	-CGCGCGAA--	ATCGCGAT	3.61392	ATCGCGAT---
ACGTACGA	0.40821	ACGTACGA--	TACCGGTA	3.49279	TACCGGTA---
ATCGCGCG	0.40809	-CGCGCGAT--	GTATACTA	3.40774	---GTATACTA
TAATATAA	0.40613	-TAATATAA--	CGTATACG	3.38907	--CGTATACG-
AAACGTTT	0.40609	--AAACGTTT-	GAAATTTC	3.37421	GAAATTTC---