





QC report

Top scoring motifs for Assay 13843

Protein ID: pTH13935.2 Gene: NCOA1.DBD Domain: HLH Flag: Reject Array: 1M-HK

8 mer E-scores for probeset 'all'			8 mer Z-scores for probeset 'all'		
Forward:		Reverse:	Forward:		Reverse:
					
Top 10	Scores	Alignment	Top 10	Scores	Alignment
ATAATGTA	0.39956	-ATAATGTA--	ACATAGAC	4.00852	GTCTATGT----
ACATAGAC	0.39878	GTCTATGT----	CATATATG	3.72953	-CATATATG---
ACGTATTG	0.38911	CAATACGT----	GATATGTA	3.58418	-GATATGTA---
GATATGTA	0.38495	-GATATGTA--	ATAATGTA	3.57345	-ATAATGTA---
ACTAATTA	0.38177	---TAATTAGT-	GTCATGAC	3.48510	-GTCATGAC---
GTCATGAC	0.38004	-GTCATGAC---	ACAAACAG	3.46195	CTGTTTGT----
ATTGCTAC	0.37754	--ATTGCTAC--	AATATATT	3.44309	-AATATATT---
ATATTAAG	0.37720	--ATATTAAG--	CAGTACTG	3.40491	----CAGTACTG
CAGTACTG	0.37216	----CAGTACTG	ATACATAT	3.40229	--ATATGTAT--
ATACATAT	0.37047	--ATATGTAT--	ATATTAAG	3.33681	--ATATTAAG--