





QC report

Top scoring motifs for Assay 13846

Protein ID: pTH13938.2 Gene: SOHLH1.FL Domain: HLH Flag: Reject Array: 1M-HK

8 mer E-scores for probeset 'all'			8 mer Z-scores for probeset 'all'		
Forward:		Reverse:	Forward:		Reverse:
					
Top 10	Scores	Alignment	Top 10	Scores	Alignment
ATTGCTAC	0.39550	GTAGCAAT-----	ATTGCTAC	4.30243	-----GTAGCAAT
TTCATGAA	0.37904	-----TTCATGAA	AAAATTAT	4.04459	-ATAATTTT-----
ACACTTCA	0.36778	---ACACTTCA----	CGTGCACG	3.92665	---CGTGCACG---
ACAAACAG	0.35916	----CTGTTTGT---	AATATATT	3.79631	---AATATATT---
CAAAAAAC	0.34955	----CAAAAAAC---	AACAAATT	3.60483	AACAAATT-----
AATCTAAA	0.34900	---AATCTAAA----	ATATAGAA	3.47382	-ATATAGAA-----
AAAATTAT	0.34798	---AAAATTAT----	ACAGCATA	3.38163	TATGCTGT-----
ATGAAGTG	0.34255	----CACTTCAT---	ACAAACAG	3.33330	----CTGTTTGT---
CGTGCACG	0.34099	-----CGTGCACG--	ATAATGTA	3.30155	-ATAATGTA-----
ATACTAGA	0.33911	---ATACTAGA----	CTAATATA	3.27056	-CTAATATA-----