





QC report

Top scoring motifs for Assay 13883

Protein ID: pTH14280.1 Gene: MYRFL Domain: NDT80_PhoG Flag: Reject Array: 1M-ME

8 mer E-scores for probeset 'all'			8 mer Z-scores for probeset 'all'		
Forward:		Reverse:	Forward:		Reverse:
					
Top 10	Scores	Alignment	Top 10	Scores	Alignment
CGAGAGAA	0.35033	--CGAGAGAA--	GGAAAAAA	6.14661	--GGAAAAAA--
ACGTGAAG	0.34924	-ACGTGAAG--	ACGTGAAG	5.14792	ACGTGAAG---
TATAAATA	0.33662	--TATAAATA--	TATAAATA	5.10105	-TATAAATA---
GGAAAAAA	0.33421	--GGAAAAAA--	AAATAGAA	4.89436	----AAATAGAA
CCCGCCCA	0.33351	CCCGCCCA--	AATAATGC	4.63125	GCATTATT---
ATAATAAA	0.32780	--ATAATAAA--	TAAGTGTA	4.60993	-TACACTTA---
CAAATTAC	0.32357	---CAAATTAC	CGTACATC	4.41934	-CGTACATC---
AGGTGATA	0.32193	-AGGTGATA--	GTATAATA	4.41234	GTATAATA---
GGGATCAA	0.32029	--GGGATCAA--	ATGTACGA	4.40290	TCGTACAT---
GTATAATA	0.31633	--GTATAATA--	TCGATCGA	4.36137	-TCGATCGA---