





QC report

Top scoring motifs for Assay 13885

Protein ID: pTH14282.1 Gene: NFXL1.DBD Domain: zf-NF-X1 Flag: Reject Array: 1M-ME

8 mer E-scores for probeset 'all'			8 mer Z-scores for probeset 'all'		
Forward:		Reverse:	Forward:		Reverse:
					
Top 10	Scores	Alignment	Top 10	Scores	Alignment
GCGCAACA	0.37899	--GCGCAACA----	GCGCAACA	4.83559	---TGTTGCGC--
CGCAACAC	0.33154	---CGCAACAC---	ATTTGTAC	4.62653	---ATTTGTAC--
AAAGTCGT	0.33146	-----AAAGTCGT-	AAAGTCGT	4.52578	-AAAGTCGT----
AATTTGTA	0.33059	---TACAAATT---	CGTATTAA	4.41855	----TTAATACG-
AACGTATA	0.32990	-----AACGTATA	AATTTGTA	4.24566	--AATTTGTA---
GTATTAAC	0.31665	---GTTAATAC---	AAGATTAG	4.12566	AAGATTAG-----
GTGCGCAC	0.31636	GTGCGCAC-----	GACACACA	4.11018	----TGTGTGTC-
CCGTAACA	0.31499	--CCGTAACA----	AACATATC	4.00511	--GATATGTT---
GTTTCTGA	0.31369	-TCAGAAAC-----	TCCAACAA	3.96266	-----TTGTTGGA
CGTGTATC	0.31069	----GATACACG--	CGTGTATC	3.90976	----CGTGTATC-