





QC report

Top scoring motifs for Assay 13895

Protein ID: pTH14347.1 Gene: THAP4 Domain: THAP Flag: Reject Array: 1M-ME

8 mer E-scores for probeset 'all'			8 mer Z-scores for probeset 'all'		
Forward:		Reverse:	Forward:		Reverse:
					
Top 10	Scores	Alignment	Top 10	Scores	Alignment
TATAAATA	0.36250	-TATAAATA--	TATAAATA	8.41064	--TATAAATA--
AAACAATA	0.35601	-AAACAATA--	CTATTGTA	6.08464	---TACAATAG
CCACAATA	0.35287	-CCACAATA--	AAACAATA	5.26980	--AAACAATA--
CAAATACA	0.31934	---CAAATACA-	AATGTGAT	5.24103	--AATGTGAT--
AAATAAAA	0.31866	---AAATAAAA	TATACAAA	5.22264	--TATACAAA--
CTATAATC	0.31203	CTATAATC----	CAAATACA	5.21069	CAAATACA----
CATAATGA	0.30900	-CATAATGA--	GAAAGTAA	5.05064	--GAAAGTAA--
TACCGCCA	0.30620	-TACCGCCA--	GGGCTAAA	5.04373	--GGGCTAAA--
TACCTAAA	0.30418	-TTTAGGTA--	GTGGTGAA	5.00002	--TTCACCAC--
ACGGGGAA	0.30400	--ACGGGGAA--	AAATGCAT	4.95144	-AAATGCAT---