





QC report

Top scoring motifs for Assay 13909

Protein ID: pTH14345.2 Gene: THAP11.DBD Domain: THAP Flag: Reject Array: 1M-HK

8 mer E-scores for probeset 'all'			8 mer Z-scores for probeset 'all'		
Forward:		Reverse:	Forward:		Reverse:
					
Top 10	Scores	Alignment	Top 10	Scores	Alignment
CTAGGTTTC	0.35296	---GAACCTAG--	ACTCTAAA	7.85518	ACTCTAAA-----
ATAATGTA	0.33867	--ATAATGTA---	ATAAACCA	7.82382	---ATAAACCA--
ATCCACAC	0.33681	-----ATCCACAC	TGTTAACA	7.36128	--TGTTAACA---
CTATTATC	0.33518	-GATAATAG----	ACACACCA	7.06761	---ACACACCA--
TATTATCA	0.33135	TGATAATA-----	CATCATCC	6.54155	--CATCATCC---
ATACATTA	0.32810	---TAATGTAT--	ACTCTACT	6.15082	-----ACTCTACT
ACTCTACT	0.32542	----ACTCTACT-	ATAAT TTC	6.13703	----GAAATTAT-
ACAAGATA	0.32277	-TATCTTGT----	GTGTGGGA	5.97745	----TCCCACAC-
ACTACTCT	0.31697	----AGAGTAGT-	ATACGTCA	5.77650	---ATACGTCA--
ATAAT TTC	0.31655	--ATAAT TTC---	AATACATT	5.71805	-----AATACATT