





QC report

Top scoring motifs for Assay 13930

Protein ID: pTH14207.2 Gene: ZGPAT Domain: zf-CXXC Flag: Reject Array: 1M-HK

8 mer E-scores for probeset 'all'			8 mer Z-scores for probeset 'all'		
Forward:		Reverse:	Forward:		Reverse:
					
Top 10	Scores	Alignment	Top 10	Scores	Alignment
AATAAATT	0.42470	-AATAAATT--	AATAAATT	7.93565	--AATAAATT--
ATCTAGAT	0.40045	--ATCTAGAT-	TATTAACA	6.97699	-TATTAACA---
ATACATTA	0.39837	TAATGTAT---	ATCTAGAT	6.56340	--ATCTAGAT--
TTTCGAAA	0.38590	-TTTCGAAA--	ATGTTACA	6.20924	--TGTAACAT--
AATATAAA	0.38568	-AATATAAA--	AGTAAAT	5.88753	--AGTAAAT--
AAATAAAT	0.38449	--AAATAAAT-	ATACATTA	5.81049	----TAATGTAT
TATTAACA	0.38417	---TATTAACA	ATAGTAAT	5.78306	ATAGTAAT----
ATGTTAAC	0.37878	--ATGTTAAC-	TTTCGAAA	5.72489	--TTTCGAAA--
ATAGTAAT	0.37754	--ATAGTAAT-	AAATAAAT	5.71610	--AAATAAAT--
AATATTAA	0.37698	-AATATTAA--	ATTCAACA	5.52942	--TGTTGAAT--