





QC report

Top scoring motifs for Assay 13932

Protein ID: pTH14209.2 Gene: JRK.FL Domain: CENP-B_N Flag: Passed Array: 1M-HK

8 mer E-scores for probeset 'all'			8 mer Z-scores for probeset 'all'		
Forward:		Reverse:	Forward:		Reverse:
					
Top 10	Scores	Alignment	Top 10	Scores	Alignment
TATCCGGA	0.48079	----TATCCGGA-	TATCCGGA	15.26429	-----TATCCGGA-
ATCCGGAA	0.46463	-----ATCCGGAA	ATCCGGAA	10.36361	-----ATCCGGAA
AACCGGAA	0.46213	-----AACCGGAA	TAACCGGA	8.83299	-----TAACCGGA-
TAACCGGA	0.44418	----TAACCGGA-	AACCGGAA	8.58351	-----AACCGGAA
CCGGATAA	0.43920	---TTATCCGG--	AATAAATT	7.20007	-AATTTATT-----
AATAAATT	0.43386	AATTTATT-----	TTCCGGAA	6.01944	-----TTCCGGAA
ATCCGGAT	0.41809	-----ATCCGGAT	TCCGGA	5.60915	-----TTTCCGGA-
AAACGTTT	0.41331	-----AAACGTTT	CCGGATAA	5.53305	----TTATCCGG--
CATCCGGA	0.39835	----CATCCGGA-	ATAAATTA	5.24385	TAATTTAT-----
TCCGAA	0.39492	----TTTCCGGA-	AATATTAA	5.05060	-TTAATATT-----