





## QC report

Top scoring motifs for Assay 13933

Protein ID: pTH14211.2 Gene: TIGD3.FL Domain: CENP-B\_N Flag: Passed Array: 1M-HK

8 mer E-scores for probeset 'all'			8 mer Z-scores for probeset 'all'		
Forward:		Reverse:	Forward:		Reverse:
					
Top 10	Scores	Alignment	Top 10	Scores	Alignment
GTGAATAA	0.48906	--TTATTCAC	CTGAATAA	15.67140	--TTATTCAG
CTGAATAA	0.48774	--TTATTCAG	GTTATTCA	15.34901	-GTTATTCA-
GTTATTCA	0.48760	-GTTATTCA-	GTGAATAA	15.09619	--TTATTCAC
TGAATAAA	0.48576	-TTTATTCA-	GAATATTC	14.42377	GAATATTC--
ATTATTCA	0.48483	-ATTATTCA-	TGAATAAA	13.86219	-TTTATTCA-
ATTATGCA	0.48404	-ATTATGCA-	TTATTCAA	13.35053	--TTATTCAA
TTATTCAA	0.47819	--TTATTCAA	ATTATGCA	13.20099	-ATTATGCA-
GAATATTC	0.47804	GAATATTC--	ATTATTCA	13.11141	-ATTATTCA-
TTATGCAA	0.47516	--TTATGCAA	ATGAATAA	11.97586	--TTATTCAT
ATGAATAA	0.47486	--TTATTCAT	TTATGCAA	11.93121	--TTATGCAA