





QC report

Top scoring motifs for Assay 13940

Protein ID: pTH14227.2 Gene: FLYWCH1.FL Domain: FLYWCH Flag: Passed Array: 1M-HK

8 mer E-scores for probeset 'all'			8 mer Z-scores for probeset 'all'		
Forward:		Reverse:	Forward:		Reverse:
					
Top 10	Scores	Alignment	Top 10	Scores	Alignment
GGTCGAAA	0.49501	-GGTCGAAA-	GGTCGAAA	14.31042	-GGTCGAAA-
ATTCGACC	0.48801	-GGTCGAAT-	ATTCGACC	12.26299	-GGTCGAAT-
TGGTCGAA	0.47825	TGGTCGAA--	TGGTCGAA	9.67771	TGGTCGAA--
AGGTCGAA	0.47119	AGGTCGAA--	GTCGAAAA	7.63350	--GTCGAAAA
GTCGAAAA	0.46969	--GTCGAAAA	AGGTCGAA	7.41987	AGGTCGAA--
TGTCGAAA	0.44554	-TGTCGAAA-	TGTCGAAA	6.93808	-TGTCGAAA-
ATTCGAC	0.44148	--GTCGAAAT	GTCGAAAC	6.70135	--GTCGAAAC
GGTCGACA	0.43806	-GGTCGACA-	GGGTCGAA	6.58772	GGGTCGAA--
GGGTCGAA	0.43412	GGGTCGAA--	ATTCGAC	6.46273	--GTCGAAAT
AATTCGAC	0.42626	--GTCGAATT	AATTCGAC	6.30440	--GTCGAATT