

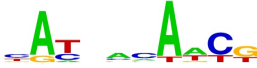



QC report

Top scoring motifs for Assay 13945

Protein ID: pTH14349.1 Gene: THAP5 Domain: THAP Flag: Reject Array: 1M-ME

8 mer E-scores for probeset 'all'			8 mer Z-scores for probeset 'all'		
Forward:		Reverse:	Forward:		Reverse:
					
Top 10	Scores	Alignment	Top 10	Scores	Alignment
GTGGGTGA	0.35323	-TCACCCAC---	TATAAATA	7.63707	-TATAAATA--
ACATTGGG	0.34750	-CCCAATGT--	ATTCCGTG	6.42156	-CACGGAAT--
AAGCAGAA	0.34624	---AAGCAGAA-	AGTTGTCA	6.28281	---TGACAACT
TATAAATA	0.34498	TATAAATA---	GCGCAACA	6.28016	GCGCAACA---
CAACATTG	0.33979	--CAACATTG--	CTATTCCA	6.12752	CTATTCCA---
CTCTAATC	0.33900	CTCTAATC----	ATCCTATC	5.81132	--ATCCTATC-
TATACCAA	0.33113	----TATACCAA	CATGACAA	5.74630	-CATGACAA--
GCGCAACA	0.33038	--GCGCAACA--	CGTCAACG	5.55485	---CGTCAACG
CAAATACA	0.32949	--CAAATACA--	CTCTAATC	5.51461	-GATTAGAG--
GAAAGACA	0.32685	--GAAAGACA--	ATACATTG	5.44551	---ATACATTG