





QC report

Top scoring motifs for Assay 13949

Protein ID: pTH14353.1 Gene: THAP7.DBD Domain: THAP Flag: Reject Array: 1M-ME

8 mer E-scores for probeset 'all'			8 mer Z-scores for probeset 'all'		
Forward:		Reverse:	Forward:		Reverse:
					
Top 10	Scores	Alignment	Top 10	Scores	Alignment
ACCAATAC	0.35065	--ACCAATAC---	ACCAATAC	8.90729	-ACCAATAC---
ACATATAC	0.34872	--ACATATAC---	TATACAGA	8.00116	----TATACAGA
CGAGAGAA	0.34283	----CGAGAGAA--	TATATTAA	7.61185	--TTAATATA--
TATACAGA	0.34127	----TATACAGA	ACATATAC	7.16849	-ACATATAC---
ATTGTTTC	0.34046	GAAACAAT-----	ACAAACGA	6.56697	-ACAAACGA---
ATAATAAA	0.33880	---ATAATAAA--	ATATGAAA	6.32677	-TTTCATAT---
ATTATTAC	0.33394	--ATTATTAC---	CAATAGTG	6.32367	CACTATTG----
AAATGGCA	0.33042	-TGCCATTT----	CTGTATAC	6.25794	---GTATACAG-
ACTAATAC	0.32762	--ACTAATAC---	ACTAATAC	6.13586	-ACTAATAC---
AAAAAGTT	0.32757	--AAAAAGTT---	ACCATTAC	6.13113	-ACCATTAC---