





## QC report

Top scoring motifs for Assay 13964

Protein ID: pTH14352.2 Gene: THAP7.FL Domain: THAP Flag: Reject Array: 1M-HK

8 mer E-scores for probeset 'all'			8 mer Z-scores for probeset 'all'		
Forward:		Reverse:	Forward:		Reverse:
					
Top 10	Scores	Alignment	Top 10	Scores	Alignment
TAAATTAA	0.42022	-TAAATTAA----	AACTAGTT	6.22787	AACTAGTT-----
TAATTTAA	0.40087	TTAAATTA-----	TAAATTAA	5.31677	--TTAATTTA---
AACTAGTT	0.39224	--AACTAGTT---	AATTTAAT	5.29933	----AATTTAAT-
GTCGCACA	0.35082	-----GTCGCACA	AATATAAA	4.93478	---AATATAAAA-
AAATTATC	0.35066	--AAATTATC---	TAATTTAA	4.84144	---TAATTTAA--
AAATTTAT	0.35012	-AAATTTAT----	ACTATTCT	4.77903	-ACTATTCT----
TATGATAA	0.34814	-----TTATCATA	TATGATAA	4.58101	---TATGATAA--
GAAGAAAA	0.34443	-----TTTTCTTC	TATTAAGA	4.54980	-----TCTTAATA
ACAATAGA	0.34289	-TCTATTGT----	AATATAGC	4.53959	---AATATAGC--
AATAATCA	0.34231	---AATAATCA--	AAAATGTT	4.49618	--AAAATGTT---