





QC report

Top scoring motifs for Assay 14309

Protein ID: pTH14327.4 Gene: SMYD3.FL Domain: Unknown Flag: Reject Array: 1M-ME

8 mer E-scores for probeset 'all'			8 mer Z-scores for probeset 'all'		
Forward:		Reverse:	Forward:		Reverse:
					
Top 10	Scores	Alignment	Top 10	Scores	Alignment
AATTTCAA	0.36262	-AATTTCAA----	TATAACCA	5.55017	----TATAACCA-
ACTTCAAA	0.32920	--ACTTCAAA--	ACTTCAAA	5.48833	--ACTTCAAA--
CTCTTCGC	0.32916	-CTCTTCGC----	GTCCAAAC	5.31078	-GTCCAAAC----
ACACACAG	0.32753	-ACACACAG----	TCAATAAA	4.94935	--TCAATAAA--
ATTATTTA	0.32265	-ATTATTTA----	CGTTGAGA	4.70902	TCTCAACG----
TCAATAAA	0.31885	-----TCAATAAA	ACTAAGAT	4.55138	-----ACTAAGAT-
GTCCAAAC	0.31868	---GTCCAAAC--	ATTATCTG	4.51460	--CAGATAAT---
CAATTTAG	0.31779	CAATTTAG-----	ATTATGGC	4.46190	--GCCATAAT---
TATAACCA	0.31410	-TATAACCA----	ATACACGA	4.27181	-----ATACACGA
GGACTGTA	0.31115	----TACAGTCC-	ATAGTCTG	4.21876	-----ATAGTCTG