





QC report

Top scoring motifs for Assay 14312

Protein ID: pTH14227.3 Gene: FLYWCH1.FL Domain: FLYWCH Flag: Reject Array: 1M-ME

8 mer E-scores for probeset 'all'			8 mer Z-scores for probeset 'all'		
Forward:		Reverse:	Forward:		Reverse:
					
Top 10	Scores	Alignment	Top 10	Scores	Alignment
GAACAACA	0.36113	-GAACAACA--	ATAGTCTG	4.59190	----ATAGTCTG
TATACAAA	0.35442	TATACAAA--	ATGTTTTTC	4.43610	GAAAACAT----
AAATATGA	0.34173	-AAATATGA--	GAACAACA	4.33137	--GAACAACA--
GTATAATA	0.33778	-GTATAATA--	TAACAGTA	4.14675	--TAACAGTA--
CAGAAACA	0.33747	-CAGAAACA--	TATTTTAA	4.04543	--TTAAAATA--
AATACATG	0.33634	---AATACATG	AATAATTC	4.03235	---AATAATTC-
ATAGTCTG	0.33609	--CAGACTAT-	ACACTACA	4.01075	----ACACTACA
ACAGACAC	0.33575	--ACAGACAC-	AACGTACA	3.98754	----AACGTACA
CCAACACA	0.33458	---CCAACACA	AAGTGATA	3.98004	--TATCACTT--
CTACAACA	0.33377	-CTACAACA--	ACCGACGA	3.93071	----ACCGACGA