




QC report

Top scoring motifs for Assay 14438

Protein ID: pTH14310.4 Gene: NME2 Domain: Unknown Flag: Reject Array: 1M-ME

8 mer E-scores for probeset 'all'			8 mer Z-scores for probeset 'all'		
Forward:		Reverse:	Forward:		Reverse:
					
Top 10	Scores	Alignment	Top 10	Scores	Alignment
TAATATAA	0.40215	TTATATTA----	AAAATACA	5.81806	-AAAATACA---
CAAGTATA	0.39692	--CAAGTATA---	AATTATAT	5.51558	--AATTATAT--
AATCAGTA	0.39675	---AATCAGTA--	TAATATAA	5.21208	----TTATATTA
ATAAATTG	0.39433	-CAATTTAT----	CAACGTAA	5.02708	----TTACGTTG
AAAATACA	0.39213	--AAAATACA---	AATTGTGA	4.89618	--AATTGTGA--
ACAACAAT	0.39035	----ATTGTTGT-	ATAAATTG	4.79493	--CAATTTAT--
AATTATAT	0.38535	---AATTATAT--	ACAACAAT	4.76772	ACAACAAT----
ACATCTTA	0.38054	-TAAGATGT----	AATTTTCT	4.75207	--AATTTTCT--
AAATTATT	0.37884	--AAATTATT---	ATAATTAT	4.75207	ATAATTAT----
TACAACAA	0.37822	-----TTGTTGTA	AAATTAGA	4.72147	-AAATTAGA---